

RESEARCH ARTICLE

The cost effectiveness of a quality improvement program to reduce maternal and fetal mortality in a regional referral hospital in Accra, Ghana

David M. Goodman^{1*}, Rohit Ramaswamy², Marc Jeuland³, Emmanuel K. Srofenyoh⁴, Cyril M. Engmann⁵, Adeyemi J. Olufolabi⁶, Medge D. Owen⁷

1 Hubert-Yeargan Center for Global Health, Department of Obstetrics and Gynecology, Duke University Medical Center, Durham, NC, United States of America, **2** Gillings School of Public Health, University of North Carolina, Chapel Hill, NC, United States of America, **3** Sanford School of Public Policy & Duke Global Health Institute, Duke University, Durham, NC, United States of America, **4** Ridge Regional Hospital, Ghana Health Service, Accra, Ghana, **5** Department of Pediatrics, University of Washington & Seattle Children's Hospital, Seattle, WA, United States of America, **6** Department of Anesthesiology, Duke University Medical Center, Durham, NC, United States of America, **7** Department of Anesthesiology, Wake Forest School of Medicine, Winston-Salem, NC, United States of America

* davidmgoodman@gmail.com



OPEN ACCESS

Citation: Goodman DM, Ramaswamy R, Jeuland M, Srofenyoh EK, Engmann CM, Olufolabi AJ, et al. (2017) The cost effectiveness of a quality improvement program to reduce maternal and fetal mortality in a regional referral hospital in Accra, Ghana. PLoS ONE 12(7): e0180929. <https://doi.org/10.1371/journal.pone.0180929>

Editor: Alash'le G. Abimiku, University of Maryland School of Medicine, UNITED STATES

Received: June 20, 2016

Accepted: June 25, 2017

Published: July 14, 2017

Copyright: © 2017 Goodman et al. This is an open access article distributed under the terms of the [Creative Commons Attribution License](https://creativecommons.org/licenses/by/4.0/), which permits unrestricted use, distribution, and reproduction in any medium, provided the original author and source are credited.

Data Availability Statement: Data are available from Figshare (https://figshare.com/articles/TriagePhase1_dta/5173762).

Funding: Funding in support of the project was provided by the International Association for the Study of Pain, the Lacy Foundation, and the Obstetric Anaesthetists' Association.

Competing interests: A.J.O. and M.D.O. report grants from the Making Every Baby Count Initiative (September 2013). E.K.S and D.M.G. have no

Abstract

Objective

To evaluate the cost-effectiveness of a quality improvement intervention aimed at reducing maternal and fetal mortality in Accra, Ghana.

Design

Quasi-experimental, time-sequence intervention, retrospective cost-effectiveness analysis.

Methods

Data were collected on the cost and outcomes of a 5-year Kybele-Ghana Health Service Quality Improvement (QI) intervention conducted at Ridge Regional Hospital, a tertiary referral center in Accra, Ghana, focused on systems, personnel, and communication. Maternal deaths prevented were estimated comparing observed rates with counterfactual projections of maternal mortality and case-fatality rates for hypertensive disorders of pregnancy and obstetric hemorrhage. Stillbirths prevented were estimated based on counterfactual estimates of stillbirth rates. Cost-effectiveness was then calculated using estimated disability-adjusted life years averted and subjected to Monte Carlo and one-way sensitivity analyses to test the importance of assumptions inherent in the calculations.

Main outcome measure

Incremental Cost-effectiveness ratio (ICER), which represents the cost per disability-adjusted life-year (DALY) averted by the intervention compared to a model counterfactual.

conflicts of interest. Kybele, Inc. is the sub-recipient of a grant awarded to PATH (Program for Appropriate Technology in Health). M.D.O. is the President and Founder of Kybele, Inc.

Results

From 2007–2011, 39,234 deliveries were affected by the QI intervention implemented at Ridge Regional Hospital. The total budget for the program was \$2,363,100. Based on program estimates, 236 (± 5) maternal deaths and 129 (± 13) intrapartum stillbirths were averted (14,876 DALYs), implying an ICER of \$158 (\$129–\$195) USD. This value is well below the highly cost-effective threshold of \$1268 USD. Sensitivity analysis considered DALY calculation methods, and yearly prevalence of risk factors and case fatality rates. In each of these analyses, the program remained highly cost-effective with an ICER ranging from \$97–\$218

Conclusion

QI interventions to reduce maternal and fetal mortality in low resource settings can be highly cost effective. Cost-effectiveness analysis is feasible and should regularly be conducted to encourage fiscal responsibility in the pursuit of improved maternal and child health.

Introduction

Despite recent and historic global decreases in maternal and child mortality during the Millennium Development Goals (MDGs) era, this global reduction masks immense regional variation, and the prevention of maternal death continues to be a high-priority for national governments and the public health community. In 2015, over 300,000 maternal deaths occurred worldwide; 201,000 (66%) of these occurred in sub-Saharan Africa (SSA).[1] Within SSA, maternal mortality ratios remain fifty times higher than in high-income countries.[1] Meanwhile, stillbirths remain a silent and devastating problem. Each year, 2.6 million stillbirths occur; 1.2 million of these lives are lost intrapartum. In SSA, stillbirth rates are 8 times those of high-income settings; given current trends, it will take 160 years for stillbirth rates in SSA to fall to the levels found in high-income countries.[2]

Providing maternal and fetal health (MFH) in low- and middle-income countries (LMICs) requires a coordinated effort of antenatal care, delivery of skilled services, and emergency obstetric care, and depends on overcoming demand-side and supply-side barriers to quality care. In the context of MFH, demand-side barriers include common obstacles to accessing care such as financial limitations, transportation challenges, and insufficient patient education.[3] A thorough discussion on efforts to improve demand-side financing is available from the WHO.[4] Recent successful examples include the expansive incentive-based Janani Suraksha Yojana program in India[5], a voucher-scheme in Uganda[6], and maternal insurance in Nigeria[7]. These programs report incremental cost-effectiveness ratios (ICER) of \$46–\$302 per disability-adjusted life-year (DALY) averted and have been deemed highly cost effective.

As governments and non-governmental organizations (NGOs) work to address demand-side barriers, more deliveries will be shifted towards institutions that will need to prepare for the increased number of deliveries. Supply-side interventions will need to address the care delivered by the health system and include the actions of providers and the environment in which care is given. For example, it is known that 15% of pregnancies require advanced emergency treatment for complications that are often difficult to predict or prevent.[8,9] Unfortunately, many low-resource comprehensive emergency obstetric care CEmOC facilities cannot deliver high quality emergency care and are not prepared for the shift towards greater institutional delivery.[10–12] Barriers to its provision include a lack of leadership and patient

centeredness, absence of resources, and poor operational systems.[10–14] These deficiencies in turn lead to inadequate management of complex obstetric cases and untimely death, and underscore the need for a comprehensive approach that would strengthen the capacity of high-risk referral centers.

Improving CEmOC requires careful analysis and trade-offs, especially in resource-limited countries such as Ghana where maternal mortality and stillbirth rates remain high, and public health resources limited. Yet there is a dearth of empirical evidence regarding the impact and cost-effectiveness of CEmOC capacity-building efforts. Some argue that CEmOC interventions are more costly than other measures to reduce maternal and neonatal death, and require expertise that is mostly unavailable in low income countries.[15,16] Others report a lack of evidence on the disease burden, cost, and effectiveness of intervention packages aimed at referral-level facilities.[17] Responding to such arguments, the WHO Executive Board has recognized the need to enhance international cooperation, institutional and operational capacity, and infrastructure for public health.[18]

Indeed, there are few if any retrospective cost-effectiveness analyses of quality improvement (QI) programs aimed at improving CEmOC in low-resource settings, although some studies provide insights about other CEmOC interventions. Broughton and co-authors describe a successful partnership with the Ministry of Health in Niger that reduced mortality by focusing on active management of the third stage of labour and immediate essential newborn care. They report an ICER of \$291 in 2015 USD.[19] In 2003, McCord et al. reported on an intervention using local surgeons to train local general physicians to perform life-saving surgeries including cesarean sections in a small hospital in Bangladesh at a cost of \$57 per DALY [20]. Also in 2003, a summary of the Save the Mothers Initiative, a Uganda-Canada collaboration, described the costs of an intervention to increase the availability and utilization of CEmOC services, without commenting on its effects.[21] In Mozambique, a partnership between the University of Michigan and the Instituto Superior de Ciencias de Saude showed that training surgical technicians was cost-effective at \$39 per major surgery compared with \$144 for surgeons and obstetricians.[22]

It is more common in the MFH literature to use prospective modelling to estimate the cost-effectiveness of potential interventions. Prospective studies have been important for policy advocacy related to MFH interventions, as they routinely show that such investment is beneficial for society. Alkire et al. estimated that a program to reduce obstetric fistula by providing access to cesarean delivery would have an ICER of \$277 in Ghana.[23] Adam et al. analyzed effectiveness data from several sources and calculated an ICER of \$270 (2015 USD) for intervention packages that encompassed CEmOC in SSA.[17] Erim et al. modeled the cost-effectiveness of MFH interventions in Nigeria. They emphasized the need to couple cost-effective family planning access and contraception if maternal mortality targets are to be reached, given that “there is a threshold above which further reductions in mortality. . .are not possible” without high-quality CEmOC. [24] Helping tertiary referral obstetric hospitals in low-resource countries to provide high-quality care may be feasible if QI methodologies used more frequently in high-resource hospitals are also introduced using coaching and consistent monitoring. Unfortunately, to the best of our knowledge, there are no published analyses that assess the question of whether such QI interventions are cost effective.

This study provides evidence that helps to address this knowledge gap, focusing on a five-year intervention that aimed to reduce maternal and fetal mortality in Accra, Ghana. Kybele, an international NGO that promotes safe childbirth through innovative partnerships, worked with the Ghana Health Service (GHS) to improve CEmOC at a large urban referral hospital in Accra. The intervention comprised education, leadership development, systems strengthening, and QI.[25, 26] As discussed elsewhere, the program proved highly effective at reducing maternal and fetal mortality rates.[14, 27] Still, it is important to recognize that not every change is

an improvement[28]), and not every improvement is cost-effective. In order to be accountable to the GHS and other donors, we therefore present a CEA of the intervention which should help direct future efforts to build on this program, as well as the work of other similar organizations.

Methods

This study considers the cost effectiveness of a five-year collaboration between Kybele, Inc. [29] and the GHS at the Ridge Regional Hospital (RRH) in Accra, Ghana (January 2007-December 2011). RRH is the highest-volume obstetric referral center within the GHS with a 90-bed maternity unit providing CEmOC. Approximately 70% of deliveries at RRH are referrals from other hospitals and polyclinics located in and around Accra. In 2004, RRH experienced 2,000 deliveries per year that rose to 4,793 deliveries in 2006 (institutional reports, not published). By the end of 2011 when the intervention ended, RRH managed 9,357 deliveries. This 95% increase in patient volume over the course of the collaboration was a result of demand-side incentives in Ghana, changes in the referral patterns in Accra, and recognition of improving quality by the community.[25, 27]

Based on previous work of Kybele, the GHS invited the organization to lead a QI program and build up provider capacity for leading other similar interventions in the future. The overall aim of the partnership was to reduce the maternal mortality ratio (MMR, defined as maternal deaths per 100,000 live births) and stillbirth rates (SBR, defined as intrapartum stillbirths per 1,000 live births) by 50% and to establish an “Obstetric Center of Excellence” at RRH[25].

Resources were not available to build a new facility or to significantly increase staff in the midst of the changes in demand for services at RRH. Instead, volunteers from high-volume obstetric departments in the United States and United Kingdom made triannual visits to Ghana to coach and mentor providers and administrators at RRH to optimize the protocols and processes through systematic QI. The RRH-Kybele team jointly identified deficiencies in delivery of care, and developed solutions guided by a strategic plan. The plan specified 97 improvement activities categorized into three bundles based on personnel, systems management, and quality communication.[27] The hypothesis was that long-term investment would lead to a strengthened system that would display stepwise improvement leading to a reduction in maternal and fetal mortality (Fig 1). Institutional review board approval was granted by Wake Forest University and the GHS for the conduct of the work.

A complete analysis of the changes over time has been published elsewhere along with more descriptive supplemental material.[27] The Kybele-GHS partnership is unique in that it did not focus primarily on providing materials commonly associated with healthcare costs, such as medications and supplies. The partnership instead worked primarily to identify gaps and create processes that enabled the staff to use their resources more effectively. Of the 97 processes that were designed, the mean implementation was rate 68%, and 26 processes were found to be positively correlated with mortality reduction.[15] Activities included developing leadership capabilities, facilitating communication, and improving timeliness of care. For example, morning meetings between doctors, house officers, and midwives were organized to allow daily discussion of challenges and successes.[14] Redesigning the workflow to create a triage process similarly did not require hiring new staff, but rather facilitated more efficient labor allocation, and improved safety for women.

Description of program costs

Program costs were prospectively collected and tracked the multiple sources of financing of the intervention. All dollar values presented in this study were adjusted for inflation and

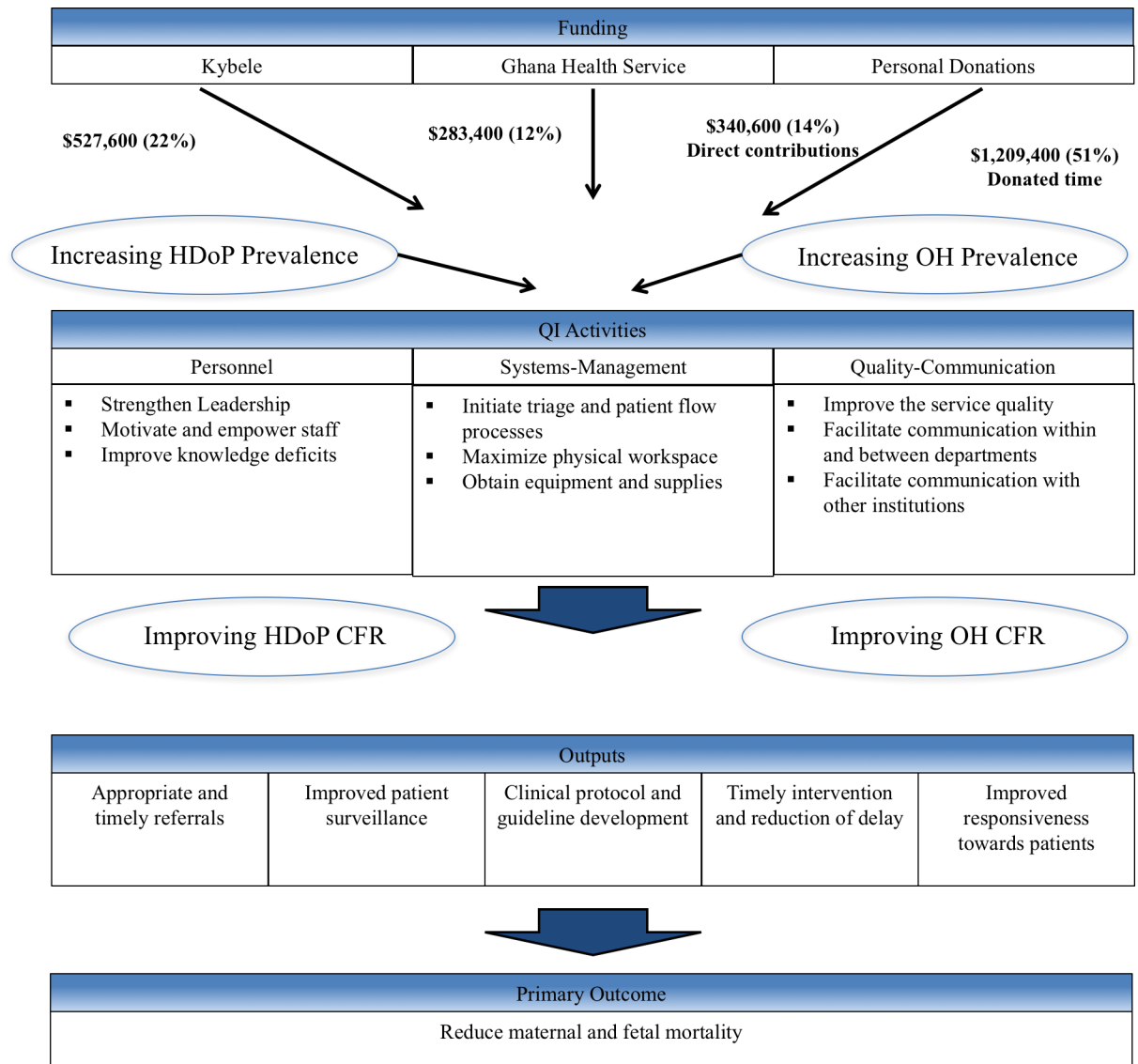


Fig 1. Analytical model for Kybele-GHS institutional framework of change model. GHS, Ghana Health Service; HDoP, hypertensive disorders of pregnancy; OH, obstetric hemorrhage; CFR, case fatality rate; QI, quality improvement; Dollar values in \$2015 USD.

<https://doi.org/10.1371/journal.pone.0180929.g001>

standardized to 2015 USD. Kybele as an organization covered its own administration, logistics, and educational materials. Members of Kybele—practicing professionals from North America and England with backgrounds leading high-quality teams in obstetrics, midwifery, anesthesiology, neonatology, and public health—provided voluntary (uncompensated) services. The duration of each trip was five to 12 days. Individual participants provided their own funding for airfare, visas, and other expenses associated with travel to Ghana; these costs were included in our cost analysis. The main intervention trips were triannual, although occasional shorter trips were made for special meetings with the GHS. The GHS provided in-country accommodation including housing, meals, and transportation for volunteers and arranged medical privileges.

A detailed project budget was kept throughout the course of the intervention and is shown in [Table 1](#), organized by organization. Eighty-six professionals traveled to Ghana 176 times; 34

of whom (40%) returned multiple times. The value of volunteered professional time was included although it was not money actually spent. This represents the opportunity cost of the professionals offering their services within their home institutions. Values were determined based on the U.S. Department of Labor, National Occupational Employment and Wage Estimates, Role and Occupation Code.[30] Team members' time contributions were assigned as follows based on 10-hour work days: physicians-\$1100/day, nurse anesthetist \$750/day, midwife/engineer/nurse practitioner/consultants \$500/day, nurse/resident/biostatistician \$330/day. Assigning value to volunteer time is challenging, and therefore was subjected to 25% variation in sensitivity analyses. Twelve Ghanaians were also sponsored to visit the US or England for short-term hospital observations with costs primarily incurred by Kybele. Triannual mortality conferences were organized during the program that improved communication between GHS, RRH, and referring hospitals. The value of Ghanaian attendees' time at meetings and for other meeting costs totaled \$91,670.

Capital was invested by the GHS including equipment purchases and minor renovations amounting to \$120,910. Half of this investment was for beds that had depreciated by the end of the intervention. The other investments included painting of walls, hanging of privacy curtains, and repairing of floors in the labour ward. In 2008, 2009, and 2011, Kybele provided refurbished equipment to the hospital, including two ultrasound machines, fetal monitors, blood pressure monitors, anesthesia and theatre equipment, along with a variety of smaller medical devices and supplies amounting to \$452,320. These donations were either depreciated at the time of donation or consumables that were not subject to annualization. Midwives were posted to RRH during this time, but the hires were proportional to the delivery volume and did not make up for the chronically low staff ratio of 6.6–7.1 midwives per 1,000 deliveries.

As seen in [Table 1](#), the value of professional time accounted for 51% of the total budget. Individual participants contributed 14% of the budget, Kybele provided 22%, and the GHS covered 12%. The total cost of the program was \$2,363,100. This analysis does not consider the costs of delivering care such as changes in medication usage and inpatient length of stay, but rather focuses on the cost of delivering the program. There was no budget for increasing delivery of services, so the QI project was structured to improve care in a cost-neutral way, mainly by reducing delays and improving communication. Given that most of the funding came from international sources, purchasing-power parity adjustments were not made in order to be able to assess the cost-effectiveness relative to standard thresholds discussed in the literature.

Estimating disability-adjusted life years (DALY) for maternal and fetal death in Ghana

The DALY is the most commonly used metric for quantifying the burden of disease in a given population in low- and middle-income countries.[31–34] The DALY indicates the number of years of healthy life lost due to death or disability. Disability-adjusted life years are the sum of the present value of future years of life lost through premature mortality (YLL) and disability (YLD), which accounts for the relative severity of mental or physical impairments that stem from the disease using a disability weight.

$$DALY = YLL + YLD$$

The Global Burden of Disease (GBD) project provides important guidance on the appropriate methods for computing DALYs, but several issues related to cost effectiveness analysis using DALYs remain controversial in the literature. In particular, the most recent editions of the GBD have not discounted future DALYs [20, 22], thereby removing assumptions that individuals and societies value years of life lost in the future at a reduced rate compared to current

Table 1. Kybele-GHS partnership budget.

	Kybele	Participant	GHS	Time Value	Total Cost
Jan-07	\$4,120	\$29,310	\$8,240	\$135,910	\$177,600
Mar-07	\$0	\$2,290	\$0	\$6,300	\$8,600
Jun-07	\$340	\$18,430	\$2,180	\$28,970	\$49,900
Jan-08	\$880	\$21,710	\$7,930	\$103,150	\$133,700
Mar-08	\$3,530	\$8,380	\$1,210	\$7,270	\$20,400
May-08	\$330	\$7,270	\$2,200	\$11,680	\$21,500
Sep-08	\$6,940	\$16,750	\$1,980	\$53,120	\$78,800
Jan-09	\$3,100	\$22,890	\$2,770	\$97,770	\$126,500
May-09	\$770	\$14,600	\$1,660	\$36,500	\$53,500
Sep-09	\$6,300	\$28,420	\$4,090	\$67,240	\$106,100
Jan-10	\$4,460	\$34,920	\$8,700	\$138,390	\$186,500
May-10	\$3,370	\$27,090	\$2,830	\$75,720	\$109,000
Sep-10	\$4,130	\$19,800	\$4,460	\$79,420	\$107,800
Jan-11	\$2,430	\$29,750	\$6,960	\$153,710	\$192,900
May-11	\$9,810	\$26,060	\$6,120	\$65,300	\$107,300
Aug-11	\$3,060	\$0	\$0	\$5,800	\$8,900
Sep-11	\$9,920	\$31,230	\$9,500	\$143,160	\$193,800
US/UK Visits	\$13,740	\$1,650	\$0	\$0	\$15,400
Conference/Meals	\$0	\$0	\$91,670	\$0	\$91,700
CAPITAL	\$452,320	\$0	\$120,900	\$0	\$573,200
TOTAL	\$527,600	\$340,600	\$283,400	\$1,209,400	\$2,363,100
Percentage	22%	14%	12%	51%	100%

<https://doi.org/10.1371/journal.pone.0180929.t001>

years of life lost. They also have not applied age weighting, which considers the value of years of life lost to vary with age. Methodologies used by the WHO have historically used both of these practices, however, on the basis of arguments made by many health economists.[34, 35] This analysis takes that controversy into account and presents the results of both methods. The methods used for discounting DALYs have been well-discussed by other authors.[32] In this study we used standard values for age weighting and discounting as seen in Table 2.

The average age of maternal death at RRH was determined to calculate DALYs. Maternal deaths were grouped in 5-year increments from <15–49 years of age, and the proportion of deaths from each age group was calculated based on the age for each maternal death observed during the intervention for 2007–2011. It was assumed that reductions in maternal deaths at RRH were proportionate for each age group. The years of life lost due to premature death were calculated using Ghana-specific life expectancy for each age group based on values that were interpolated from 2000 and 2012 standard life tables for Ghana.[36]

YLD is based upon previously described estimates that for every maternal death, 5–20 women are disabled due to complications.[23, 37–41] This ratio is represented as the disability multiplier, “M”. Maternal injury is a significant contributor to the global burden of obstetric disease that is not represented by the MMR.[42] It was assumed that the ratio of maternal deaths to maternal injuries was the same before and after the intervention and distributed proportionally across age groups. Because this study takes place at a referral center, it was determined that many of the morbidities women develop during home deliveries should not be considered. We hypothesized that proper management of obstetric hemorrhage (OH) and hypertensive disorders of pregnancy (HDoP) would help prevent morbidities such as loss of fertility due to cesarean hysterectomy and stroke due to uncontrolled hypertension and eclamptic seizures. The GBD uses a disability weight (D) of 0.3,[43] for these conditions that are assumed to last for life.

Table 2. Sensitivity analysis parameters.

Parameter	Low	Mid	High	Distribution of variation
Average Age	26.9	29.9	32.9	Uniform
Remaining Life Expectancy	39.1	43.4	47.7	Uniform
Stillbirth Life Expectancy	55.1	61.2	67.3	Uniform
K (age weighting)	—	1	—	Used in discounting formula
C (constant)	—	0.1658	—	
r (discounting time)	—	0.03	—	
B (age weight function)	—	0.04	—	
Disability weight (discounting)	0.2	0.3	0.4	Uniform
Disability multiplier (M)	1	2	3	Uniform
Professional time	\$907,050	\$1,209,400	\$1,511,750	Uniform
2008–2011 HDoP Prevalence	-1.96*SE*	Observed yearly value	+1.96*SE	Normal
2008–2011 OH Prevalence	-1.96*SE	Observed yearly value	+1.96*SE	Normal
2008–2011 HDoP CFR	-1.96*SE	Observed yearly value	+1.96*SE	Normal
2008–2011 OH CFR	-1.96*SE	Observed yearly value	+1.96*SE	Normal
2008–2011 Maternal Deaths	-1.96*SE	Observed yearly value	+1.96*SE	Normal
2008–2011 Stillbirths	-1.96*SE	Observed yearly value	+1.96*SE	Normal

SE: Standard error for sample

<https://doi.org/10.1371/journal.pone.0180929.t002>

This was conservatively estimated to occur with an M of 2, which indicates that for every life saved through CEmOC, improved care prevented two near-misses as well.

There is discussion about whether or not to include stillbirth in DALY calculations.[44–46] This study does not intend to resolve ethical debate about assigning value to life lost in utero, but recognizes the immense cost to families when a fetus dies during delivery. The WHO, in the 2013 Global Health Estimates, recommends that stillbirths be considered as years of life lost and bases the value on standard life tables for life expectancy at birth.[31] For obvious reasons, there is no YLD component to stillbirth. The only stillbirths considered were fresh stillbirths that occurred as a result of intrapartum complications. In this study, stillbirths were thus included in the base analysis and the sensitivity analysis.

Estimating the number of deaths and DALYs averted through the partnership

This study compares the number of maternal deaths avoided due to the partnership intervention to a “no-intervention” counterfactual that was not actually observed, but rather estimated from the quasi-experimental pre- and post-intervention evaluation of the program. Typically, NGOs would use mortality rates as the standard measure for improvement over time. As mentioned previously, RRH experienced a period of significant growth just before and during the intervention when the volume and acuity of patients changed significantly. A full discussion of the analysis of these changes has been published previously[27], but we will summarize the salient points of the analysis here. To determine what likely would have occurred if the program had not taken place, we considered two scenarios. The first is one in which the maternal mortality ratio (MMR) was assumed to remain steady. Using this method, the baseline 2007 MMR was used to predict the number of maternal deaths that would have occurred had the intervention not been present. Any reduction in the number of maternal deaths is assumed to be an improvement over this counterfactual baseline, but attribution of causality is difficult, given that there are demand- and supply-side factors that contribute to MMR.

The second approach is to treat the case-fatality rates of different maternal complications as being in steady state, and to consider the difference between predicted deaths and observed deaths as the measure of improvement. Cases and fatalities are directly observable and improvements in the management of high-risk cases can be attributed to the performance of the program. The program collected data on the prevalence (prev) and CFR for the two most common causes of maternal death at RRH, OH and HDoP, which accounted for 59% of the maternal deaths during the intervention. The hypothesis is that the QI intervention led to improvements in these two causes of mortality in particular through improved preparation, communication, and protocol adherence. Maternal deaths caused by other etiologies were considered stable in this analysis. Applying the steady-state assumption for the CFR, we compared observed outcomes to predicted fatalities based on CFRs for these two common conditions in 2007, which can be considered the reference year.

$$CFR_{condition}^{Year} = \frac{\text{Number of deaths linked to condition in a year}}{\text{Number of patients presenting with condition in that year}}$$

Deaths Averted

$$= \sum_{2011}^{2008} Prev_{HDoP}^n \times (CFR_{HDoP}^{2007}) - Deaths_{HDoP}^n + Prev_{OH}^n \times (CFR_{OH}^{2007}) - Deaths_{OH}^n - Deaths_{Other}^n$$

Following calculation of the deaths avoided, the DALYs avoided were calculated based on the same set of assumptions described above, for determining the DALY burden of maternal deaths and intrapartum stillbirth death.

Finally, we are unable to calculate a CFR for stillbirths, because we do not have data on the prevalence of fetal distress or birth asphyxia. Therefore, for stillbirths, we first assumed that the counterfactual stillbirth rate (SBR) would remain steady at 9/1,000 life births as seen in 2007. The avoided stillbirths were then obtained by subtracting the number of intrapartum stillbirths observed from this counterfactual number.

Assessing the cost-effectiveness of treatment

The relative cost effectiveness of the QI program was determined using the ICER, which shows the program cost effectiveness as measured in estimated attributable DALYs averted due to the program.

$$ICER = \frac{Cost_{QI} - Cost_{Null}}{DALY_{QI} - DALY_{Null}}$$

The WHO-CHOICE project used the work of the Commission of Macroeconomics and Health [47, 48] to argue that interventions having an ICER less than the country-specific GDP per capita can be considered highly cost effective. If the ICER is less than three times the GDP per capita, the intervention is deemed cost effective. These thresholds, while somewhat arbitrary and atheoretic, have been used by other studies in maternal health, and more generally in a range of assessments of the cost effectiveness of health interventions. [17,40, 49] The GDP per capita in Ghana averaged over 2007–2011 was \$1268; this represents the benchmark for a highly-cost effective intervention in this study. [50]

Sensitivity analysis

Assumptions made in the analysis were subjected to sensitivity analysis using Monte Carlo simulations run in Crystal Ball (Oracle, Redwood Shores, CA), which is an add-in program to

Microsoft Excel (Microsoft, Redmond, WA). The assumptions made for calculating DALYs using discounting and standard formulas were varied as uniform distributions around high and low estimates as shown in Table 2. The performance of the program and changes in the acuity of disease were varied around a normal distribution for each parameter. Using 10,000 trial simulations, 95% confidence intervals for maternal and fetal deaths prevented, and cost effectiveness outcomes, were obtained.

Results

Estimating DALYs averted through the Kybele-GHS partnership

Baseline delivery and outcome data are presented in Table 3. During the intervention period, MMR decreased by 22% from 496 to 385 maternal deaths per 100,000 live births. Based on a steady-state assumption for the MMR, 43 maternal deaths were averted with an observed annual rate of mortality reduction ranging from -6 to -24% over five years. Because significant changes in volume, acuity, and CFR occurred over the course of the partnership, however, the estimated number of deaths prevented using a steady-state MMR may be underestimated (Fig 2). Applying a steady-state CFR instead, we predict that 245 maternal deaths were averted.[15] Ghana as a country experienced an annualized rate of change (ARC) of -3.6% over the course of the intervention.[51] Accounting for this trend in improvements occurring in the country would thus explain only 9 of these maternal deaths averted. The intrapartum stillbirth rate decreased 52%, and an estimated 129 stillbirths were prevented (Fig 3).

Years of life lost (YLL) per maternal death were calculated as described above, with and without discounting and age-weighting. The age-specific life expectancy for a woman dying in pregnancy ranged from 54 to 29 depending on her age when she died. Using the proportions of deaths occurring in each age group, the total YLLs for an average maternal death were found to be 28.6 (43.4 undiscounted). Estimating the years of life spent disabled requires estimation of an average disability weight due to disability, as well as the duration of that disability. Given these assumptions, we obtained an additional 17.18 YLD (26.0 undiscounted) averted

Table 3. Baseline data for the Kybele-GHS partnership.

Parameter	2007	2008	2009	2010	2011
Total Deliveries	6049	7465	8230	8133	9357
Observed MMR (per 100,000 live births)	496	388	328	369	385
Number of Obstetric Hemorrhage cases (Prevalence, %)	54 (0.9)	97 (1.3)	321 (3.9)	342 (4.2)	487 (5.2)
Number of Hypertensive disorders of pregnancy cases (Prevalence, %)	321 (5.3)	582 (7.8)	996 (12.1)	1033 (12.7)	1357 (14.5)
OH CFR (%)	14.8	5.1	1.9	2.0	1.6
HDoP CFR (%)	3.1	1.3	1.1	1.1	1.1
Observed number of maternal deaths	30	29	27	30	36
Due to OH	8	5	6	7	8
Due to HDoP	10	8	11	11	15
Due to Other causes	12	16	10	12	13
Estimated number of maternal deaths based on steady-state MMR assumptions	30	37	41	40	46
Maternal deaths prevented due to steady-state MMR assumptions	0	8	14	10	10
Estimated number of maternal deaths based on steady-state CFR assumptions	30	47	93	97	130
Maternal deaths prevented due to steady-state CFR assumptions	0	18	66	67	94
Observed number of intrapartum stillbirths	55	40	48	45	40
Observed SBR (per 1,000 live births)	9.0	5.4	5.8	5.5	4.3
Estimated number of stillbirths based on steady-state SBR assumptions	55	68	75	74	85
Stillbirths prevented based on steady-state SBR assumptions	0	28	27	39	45

<https://doi.org/10.1371/journal.pone.0180929.t003>

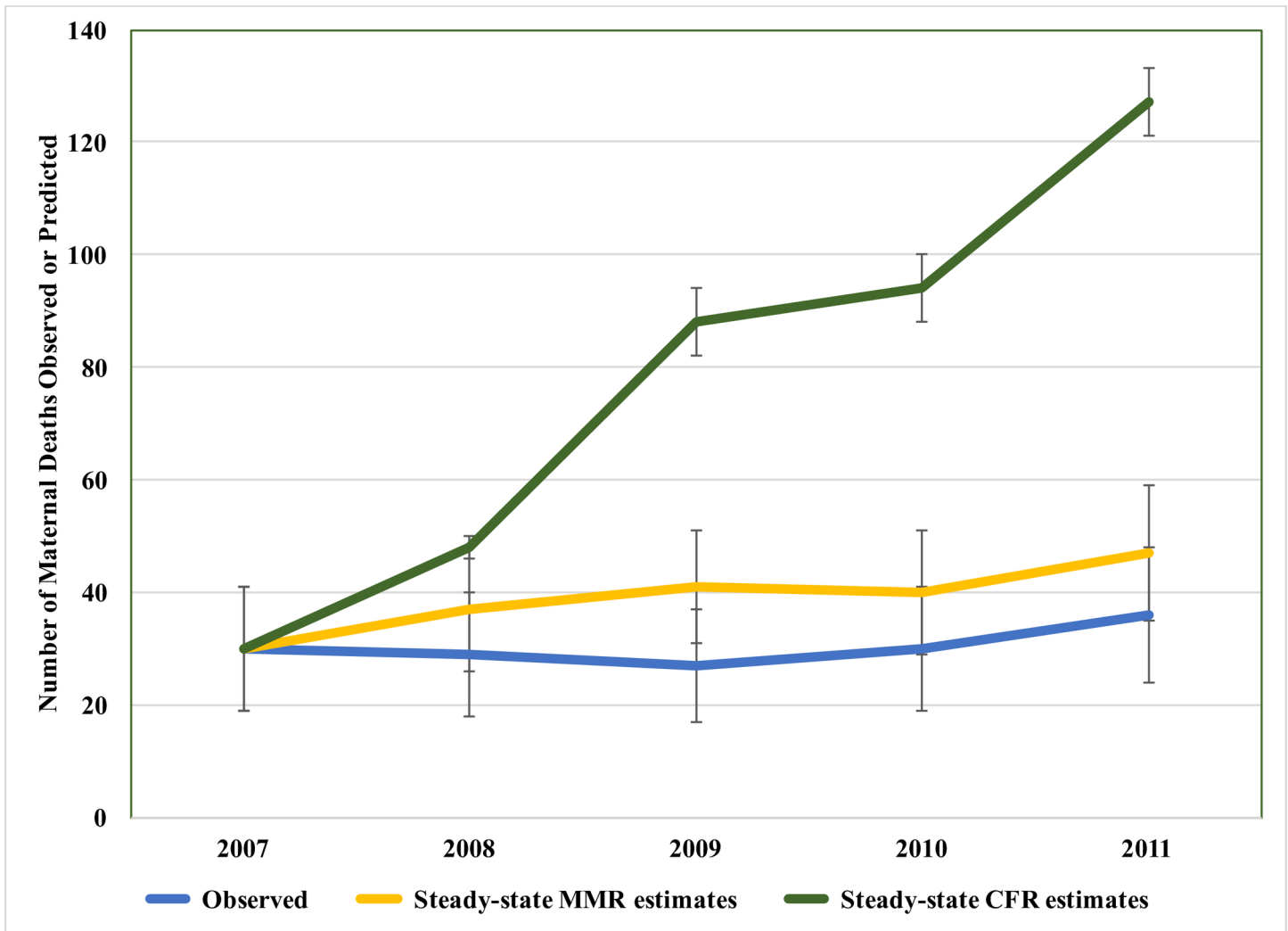


Fig 2. Maternal deaths predicted to have occurred by assumption. MMR, maternal mortality ratio (maternal deaths per 100,000 live births); CFR, case-fatality rate.

<https://doi.org/10.1371/journal.pone.0180929.g002>

for every maternal death prevented. For stillbirths, the calculated YLL was 31.4 (61.2 undiscounted) years.

In total, therefore, the DALY per maternal death was 45.8 (69.4 undiscounted). Base calculations show that 236 maternal deaths were averted by the program leading to 10,838 DALYs avoided. If the 129 prevented stillbirths are also included, an additional 4,038 DALYs were averted.

Cost-effectiveness analysis

The cost effectiveness of the Kybele-GHS partnership can be compared to the GDP thresholds for cost-effectiveness. Including all 14,876 DALYs averted, the ICER was found to be \$158 (\$129-\$195). This is 8 times lower than the 2007–2011 Ghanaian GDP per capita, and indicates that the intervention was highly cost-effective. Without taking stillbirth into account, the program was still very cost effective with an ICER of \$218 (\$179–282) for 10,838 maternal DALYs averted. With the more conservative steady-state MMR assumption, and not considering stillbirths, yields an ICER of \$1212, which remains below the cost-effectiveness threshold.

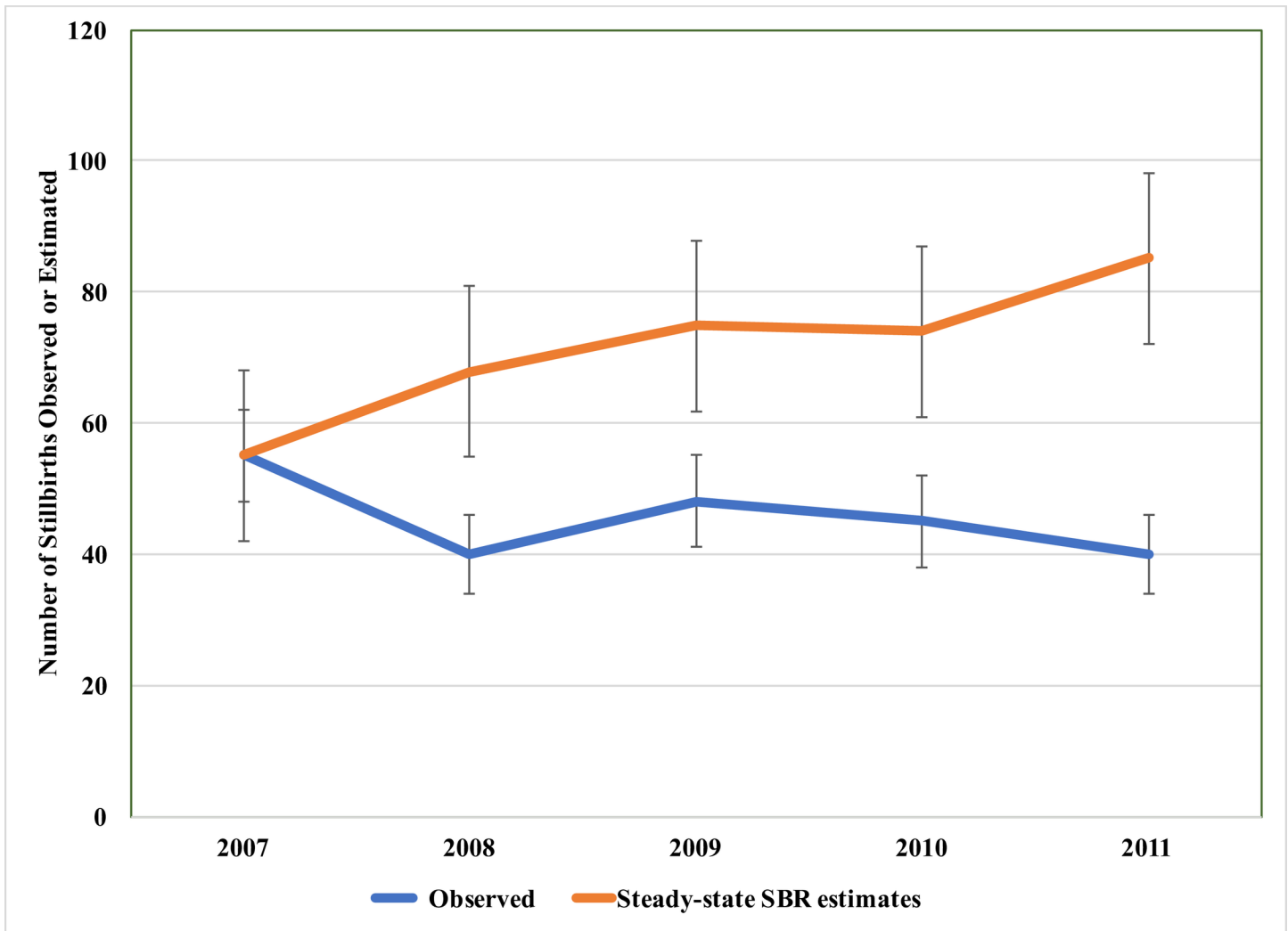


Fig 3. Stillbirths predicted to have occurred by assumption. SBR, stillbirth rate (intrapartum stillbirth per 1000 live births).

<https://doi.org/10.1371/journal.pone.0180929.g003>

Sensitivity analysis: Considering the changing environment

This study is unique in that it reports on the results from a completed intervention, but several assumptions needed to be made, notably regarding the unobserved counterfactual. [Table 2](#) describes the model parameters and describes how uncertainty was handled for each of these. We varied performance as a normal distribution centered about an observed mean to account for uncertainty. We used Monte Carlo simulations to take random draws from the specified parameter distributions in order to derive the credibility estimates presented in [Table 4](#). The

Table 4. Sensitivity analysis*.

Parameter	DALYs	95% CI	CER	95% CI
Discounted maternal deaths and disability	10,838	8,679–13,561	\$218	\$170–\$282
Discounted maternal death, disability and stillbirths	14,876	12,588–17,637	\$158	\$129–\$195
Undiscounted calculations maternal deaths and disability	16,422	12,910–20,776	\$144	\$111–\$189
Undiscounted maternal deaths, disability and stillbirths	24,300	20,477–28,844	\$97	\$79–\$120

*Based on model estimates of 236 (±5) maternal deaths and 129 (±13) stillbirths prevented

<https://doi.org/10.1371/journal.pone.0180929.t004>

tornado chart in Fig 4 further displays the 5th and 95th percentile estimates for each assumption and how that variation individually affects the estimate of the ICER. The most significant assumption is the disability multiplier, i.e. the assumption that for every maternal death prevented, 1 to 3 women would also not suffer disabilities. This assumption accounts for 39% of the variation in the ICER estimate. The next most significant assumption was the value of professional time that was estimated as part of the budget. Centered around a base estimate of \$1.21 million, changes by ± \$0.27 million alter the ICER by \$18/DALY avoided, which corresponds to 22% of the variation observed. The disability weight assumption ranging from 0.2–0.4 contributes an additional 12% of the variation, but is based on the values used in the Global Burden of Disease[43]. Finally, variability in the average age of maternal death contributes 3% of the variation.

Discussion

Main findings

We present the cost-effectiveness of a systems-based QI intervention using prospectively collected financial records and outcome data. This study serves to provide accountability to

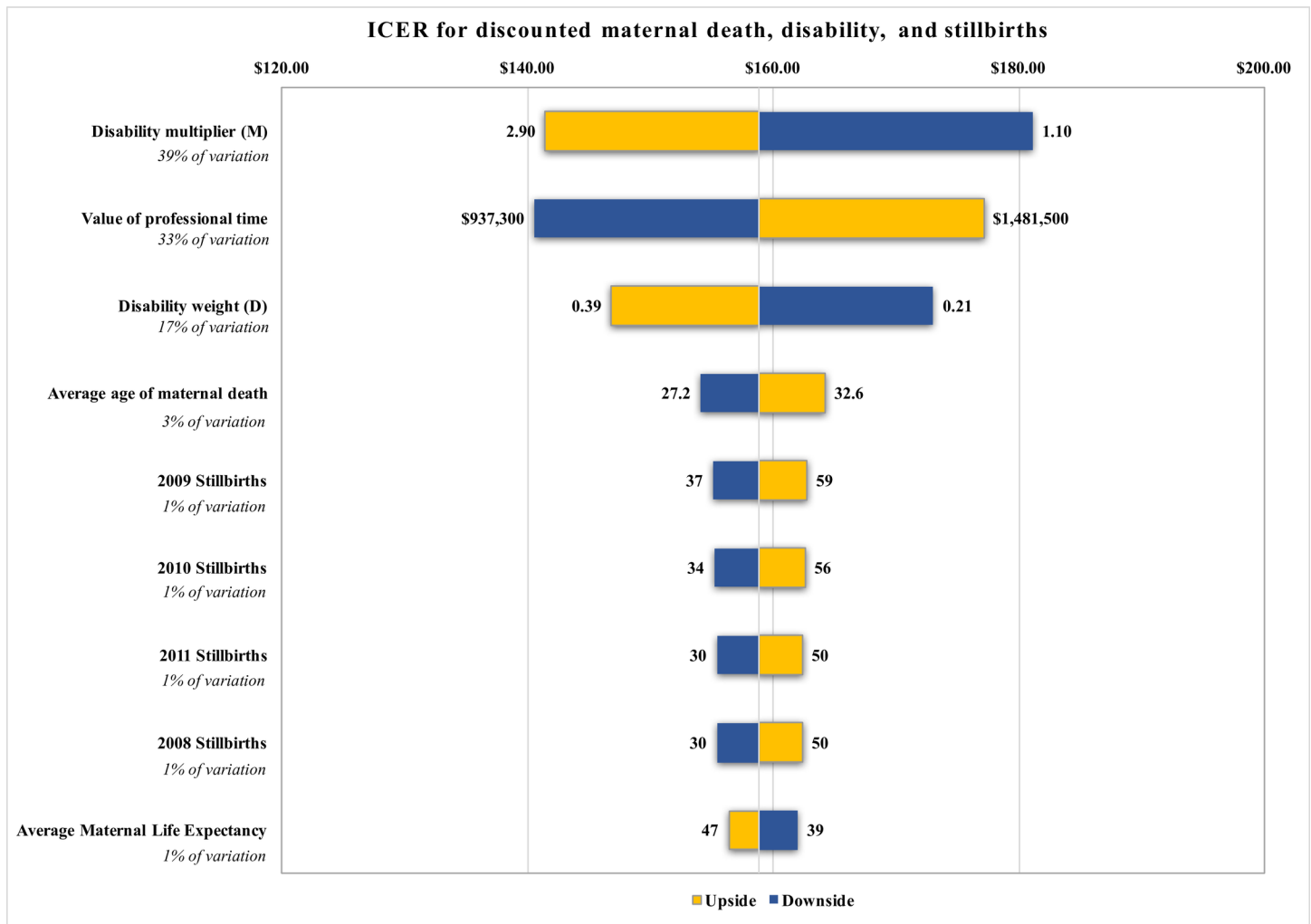


Fig 4. Tornado Chart of ICER for discounted calculations of maternal deaths, disability, and stillbirths showing all variables contributing ≥ 1% of the variation in the estimates. ICER, incremental cost-effectiveness ratio; Upside, this assumption makes the program more cost effective; downside, this assumption makes the program less cost effective.

<https://doi.org/10.1371/journal.pone.0180929.g004>

Kybele for their actions, and to direct inform the planning of other similar interventions. Our analysis shows that with \$2.4 million invested, including \$1.2 million worth of donated professional time, the Kybele-GHS partnership was able to prevent between 43 and 236 maternal deaths and 129 intrapartum stillbirths. This amounts to 14,876 discounted DALYs (24,300 undiscounted DALYs), and leads us to conclude that the intervention was highly cost-effective, with an ICER of \$158 (\$129-\$195) 2015 USD. Sensitivity analysis strengthens this conclusion; variation in key assumptions resulted in ICERs ranging from \$79 to \$282.

It is not typically feasible to systematically control interventions such as this, which makes attribution of causality difficult. It is likely that the “no intervention” counterfactual would have involved increasing mortality rates as a consequence of the increasing prevalence in OH and HDoP, and that the increase would have been on the order of 236 maternal deaths. Such a counterfactual would have led to an MMR similar to those observed in other referral hospitals in Ghana, which ranged from 913–1004 maternal deaths per 100,000 live births.[52, 53] Our study shows that RRH was able to achieve significantly lower CFRs than these other hospitals over the intervention period.

The GHS and RRH continued to provide care through the national health insurance scheme and patient fees. It is likely that these charges would have been present without the partnership as the caseload at the hospital increased and in accordance with the treatments administered. The QI intervention was intended to promote higher quality and more efficient care, which could translate into lower costs. For example, the provision of more rapid treatment for conditions such as OH or HDoP, may help mitigate expensive treatments such as blood transfusions and intensive care admissions. We cannot, however, assess how the costs of clinical care changed at RRH during the course of the intervention.

Cost-effectiveness is not routinely reported by organizations working to improve MFH, so our analysis addresses an important knowledge gap. To the extent possible in this retrospective analysis, the CHEERS guidelines[54] for reporting cost-effectiveness were followed. This is a single study-based estimate that therefore serves as a valuable source for understanding the potential cost of long-term coaching, leadership development, and quality improvement measures that others might attempt in similar facilities. Nonetheless, the incremental effectiveness of such interventions may vary considerably as a function of the heterogeneity of health systems and demand-side influences, and should be the subject of additional future studies.

One important issue that this analysis ignores is that Ridge Hospital serves as a referral hospital, and since the Kybele–GHS partnership was initiated, outreach to referral centers, educational modules and strengthening of protocols has also occurred. The benefits of this outreach, which may be significant, were not included here. Further analysis at the regional levels is therefore urgently needed to deepen our understanding of the value of those aspects of the program.

Strengths and limitations

This study has several advantages. It retrospectively analyses a real-world intervention rather than relying on hypothetical constructs developed prospectively. This project was established as a shared initiative between Kybele and the GHS. By achieving local buy-in from the GHS, Kybele was able to create a sense of partnership that allowed prioritization and access to decision makers. The project provided the development of leadership and QI skills to sustain healthcare improvements at Ridge and at other sites within the GHS. Cost-sharing by the government indicated commitment to the program, and increases the likelihood of its longevity.

There are also weaknesses present that are important to acknowledge. The project was conducted using volunteer time donated by foreign experts. This makes the pecuniary cost of the program modest, and required us to estimate the value of the donated professional time. Relatedly, most hospitals in low-income settings will not have ready access to skilled personnel able to support similar programs. The QI intervention was extremely time intensive and may not be reproducible in other settings due to constraints on manpower and funding. Third, the study was implemented in a single hospital. The estimates of impact on maternal and fetal mortality are based on pre- and post-intervention comparisons; as such, the precise number of deaths averted cannot be known, especially in light of the significant changes in the number of births and disease acuity observed at the hospital over time. These changes were not anticipated at the project outset and may have resulted from changes in referral patterns in Accra, insurance incentives promoting institutional delivery, and community recognition of improving care at RRH. Considering the facilities around the world in which women deliver, RRH is a moderately well-staffed and equipped hospital. This limits external validity as the cost effectiveness of this type of intervention would vary across hospital and clinic settings. Finally, it is difficult to estimate the effectiveness of interventions addressing maternal health without also considering neonatal health as well, which were not carefully followed and documented.

Assessing the long-term effectiveness of a program also requires careful consideration of whether the changes induced can be sustained over time. It is our hope that the coaching and leadership development model helped to change the culture at RRH in such a way that improvements can now be led by local providers with gradually decreasing intervention from Kybele. During the intervention, leaders and staff who displayed a high level of ability and interest in the QI process were identified as “clinical champions.” Since 2011, much of the work at RRH has focused on enabling these champions to lead and sustain improvement. Frequently, they have been asked by the GHS to provide trainings at other facilities. Assessing the longer-term effects of the intervention will be the subject of future research.

Interpretation

As governments continue to emphasize and incentivize institutional delivery as part of their MFH improvement packages, the need for high-quality CEmOC will continue to rise. We report that it may be highly cost-effective to support CEmOC with QI methodologies led by visiting consultants. Over time, the goal is to develop enough internal capacity to lead these efforts in LMICs. We believe that NGOs can play an important role in building that capacity by partnering with ministries of health.

Conclusion

The Kybele-Ghana Health Service Partnership was able to reduce maternal and fetal mortality over the course of five years using quality improvement methodologies. Applying an approach that predicted the impact of this intervention based on an assumption of steady-state CFRs, it was estimated that the program prevented 236 (± 5) maternal deaths and 129 (± 13) stillbirths, which amounted to 14,876 DALYs averted. The best estimate of the ICER was therefore found to be \$158, a value well below the very cost effective thresholds based on per capita GDP in Ghana (\$1,268 USD). This study supports the hypothesis that collaborative partnerships using quality improvement methodologies can produce cost-effective outcomes. Additional similar experiences need to be studied in other settings, but it seems likely that quality improvement interventions that address systems issues in other resource-constrained settings and at larger scale will often be similarly cost-effective.

Author Contributions

Conceptualization: David M. Goodman, Emmanuel K. Srofenyoh, Cyril M. Engmann, Adeyemi J. Olufolabi, Medge D. Owen.

Data curation: David M. Goodman, Emmanuel K. Srofenyoh, Adeyemi J. Olufolabi, Medge D. Owen.

Formal analysis: David M. Goodman, Rohit Ramaswamy, Marc Jeuland.

Funding acquisition: Emmanuel K. Srofenyoh, Adeyemi J. Olufolabi, Medge D. Owen.

Investigation: Adeyemi J. Olufolabi, Medge D. Owen.

Methodology: David M. Goodman, Rohit Ramaswamy, Marc Jeuland, Medge D. Owen.

Project administration: David M. Goodman, Medge D. Owen.

Resources: Marc Jeuland, Medge D. Owen.

Software: David M. Goodman, Rohit Ramaswamy, Marc Jeuland.

Validation: Marc Jeuland, Cyril M. Engmann.

Visualization: David M. Goodman, Marc Jeuland.

Writing – original draft: David M. Goodman, Rohit Ramaswamy, Marc Jeuland, Emmanuel K. Srofenyoh, Cyril M. Engmann, Adeyemi J. Olufolabi, Medge D. Owen.

Writing – review & editing: David M. Goodman, Rohit Ramaswamy, Marc Jeuland, Emmanuel K. Srofenyoh, Cyril M. Engmann, Adeyemi J. Olufolabi, Medge D. Owen.

References

1. Alkema L, Chou D, Hogan D, Zhang S, Moller A-B, Gemmill A, et al. Global, regional, and national levels and trends in maternal mortality between 1990 and 2015, with scenario-based projections to 2030: a systematic analysis by the UN Maternal Mortality Estimation Inter-Agency Group. *Lancet*. 2015 Nov 13;
2. Lawn JE, Blencowe H, Waiswa P, Amouzou A, Mathers C, Hogan D, et al. Stillbirths: rates, risk factors, and acceleration towards 2030. *Lancet*. 2016 Jan 18;
3. Lee ACC, Lawn JE, Cousens S, Kumar V, Osrin D, Bhutta ZA, et al. Linking families and facilities for care at birth: what works to avert intrapartum-related deaths? *Int J Gynaecol Obstet*. 2009 Oct; 107 Suppl 1:S65–85, S86–8.
4. Gupta Indrani, Joe William, Rudra Shalini. Demand Side Financing in Health: How far can it address the issue of low utilization in developing countries? [Internet]. World Health Organization; 2010 [cited 2016 Oct 25]. Available from: <http://www.who.int/healthsystems/topics/financing/healthreport/27DSF.pdf>
5. Gopalan SS, Durairaj V. Addressing maternal healthcare through demand side financial incentives: experience of Janani Suraksha Yojana program in India. *BMC Health Serv Res*. 2012 Sep 15; 12:319. <https://doi.org/10.1186/1472-6963-12-319> PMID: 22978630
6. Alfonso YN, Bishai D, Bua J, Mutebi A, Mayora C, Ekirapa-Kiracho E. Cost-effectiveness analysis of a voucher scheme combined with obstetrical quality improvements: quasi experimental results from Uganda. *Health Policy Plan*. 2015 Feb; 30(1):88–99. <https://doi.org/10.1093/heapol/czt100> PMID: 24371219
7. Gomez GB, Foster N, Brals D, Nelissen HE, Bolarinwa OA, Hendriks ME, et al. Improving Maternal Care through a State-Wide Health Insurance Program: A Cost and Cost-Effectiveness Study in Rural Nigeria. *PLoS One*. 2015; 10(9):e0139048. <https://doi.org/10.1371/journal.pone.0139048> PMID: 26413788
8. WHO | Monitoring emergency obstetric care [Internet]. WHO. [cited 2015 Nov 9]. Available from: <http://www.who.int/reproductivehealth/publications/monitoring/9789241547734/en/>
9. Jahn A, De Brouwere V. Referral in Pregnancy Concepts and Strategies [Internet]. John Snow International|Europe; Available from: <http://www.jsieurope.org/safem/collect/safem/pdf/s2940e/s2940e.pdf>
10. Adegoke AA, Campbell M, Ogundeji MO, Lawoyin T, Thomson AM. Place of birth or place of death: an evaluation of 1139 maternal deaths in Nigeria. *Midwifery*. 2013 Nov; 29(11):e115–21. <https://doi.org/10.1016/j.midw.2012.11.018> PMID: 23415349

11. Vesel L, Manu A, Lohela TJ, Gabrysch S, Okyere E, Asbroek AHA Ten, et al. Quality of newborn care: a health facility assessment in rural Ghana using survey, vignette and surveillance data. *BMJ Open*. 2013; 3(5).
12. Nesbitt RC, Lohela TJ, Manu A, Vesel L, Okyere E, Edmond K, et al. Quality along the continuum: a health facility assessment of intrapartum and postnatal care in Ghana. *PLoS One*. 2013; 8(11):e81089. <https://doi.org/10.1371/journal.pone.0081089> PMID: 24312265
13. Bhutta ZA, Das JK, Bahl R, Lawn JE, Salam RA, Paul VK, et al. Can available interventions end preventable deaths in mothers, newborn babies, and stillbirths, and at what cost? *Lancet*. 2014 Jul 26; 384(9940):347–70. [https://doi.org/10.1016/S0140-6736\(14\)60792-3](https://doi.org/10.1016/S0140-6736(14)60792-3) PMID: 24853604
14. Ramaswamy R, Iracane S, Srofenyoh E, Bryce F, Floyd L, Kallam B, et al. Transforming Maternal and Neonatal Outcomes in Tertiary Hospitals in Ghana: An Integrated Approach for Systems Change. *J Obstet Gynaecol Can*. 2015 Oct; 37(10):905–14. PMID: 26606708
15. Campbell OMR, Graham WJ, Lancet Maternal Survival Series steering group. Strategies for reducing maternal mortality: getting on with what works. *Lancet*. 2006 Oct 7; 368(9543):1284–99. [https://doi.org/10.1016/S0140-6736\(06\)69381-1](https://doi.org/10.1016/S0140-6736(06)69381-1) PMID: 17027735
16. Adam T, Lim SS, Mehta S, Bhutta ZA, Fogstad H, Mathai M, et al. Cost effectiveness analysis of strategies for maternal and neonatal health in developing countries. *BMJ*. 2005 Nov 12; 331(7525):1107. <https://doi.org/10.1136/bmj.331.7525.1107> PMID: 16282407
17. Graham WJ, Cairns J, Bhattacharya S, Bullough CHW, Quayyum Z, Rogo K. Maternal and Perinatal Conditions. In: Jamison DT, Breman JG, Measham AR, Alleyne G, Claeson M, Evans DB, et al., editors. *Disease Control Priorities in Developing Countries* [Internet]. 2nd ed. Washington (DC): World Bank; 2006 [cited 2015 Nov 9]. Available from: <http://www.ncbi.nlm.nih.gov/books/NBK11742/>
18. WHO Executive Board. Strengthening essential public health functions in support of the achievement of universal health coverage [Internet]. World Health Organization; [cited 2016 Oct 25]. Available from: http://apps.who.int/gb/ebwha/pdf_files/EB138/B138_R5-en.pdf
19. Broughton E, Saley Z, Boucar M, Alagane D, Hill K, Marafa A, et al. Cost-effectiveness of a quality improvement collaborative for obstetric and newborn care in Niger. *Int J Health Care Qual Assur*. 2013; 26(3):250–61. <https://doi.org/10.1108/09526861311311436> PMID: 23729128
20. McCord C, Chowdhury Q. A cost effective small hospital in Bangladesh: what it can mean for emergency obstetric care. *Int J Gynaecol Obstet*. 2003 Apr; 81(1):83–92. PMID: 12676406
21. Lalonde AB, Okong P, Mugasa A, Perron L. The FIGO Save the Mothers Initiative: the Uganda-Canada collaboration. *Int J Gynaecol Obstet*. 2003 Feb; 80(2):204–12. PMID: 12566200
22. Kruk ME, Pereira C, Vaz F, Bergström S, Galea S. Economic evaluation of surgically trained assistant medical officers in performing major obstetric surgery in Mozambique. *BJOG Int J Obstet Gynaecol*. 2007 Oct; 114(10):1253–60.
23. Alkire BC, Vincent JR, Burns CT, Metzler IS, Farmer PE, Meara JG. Obstructed labor and caesarean delivery: the cost and benefit of surgical intervention. *PLoS One*. 2012; 7(4):e34595. <https://doi.org/10.1371/journal.pone.0034595> PMID: 22558089
24. Erim DO, Resch SC, Goldie SJ. Assessing health and economic outcomes of interventions to reduce pregnancy-related mortality in Nigeria. *BMC Public Health*. 2012 Sep 14; 12:786. <https://doi.org/10.1186/1471-2458-12-786> PMID: 22978519
25. Srofenyoh E, Ivester T, Engmann C, Olufolabi A, Bookman L, Owen M. Advancing obstetric and neonatal care in a regional hospital in Ghana via continuous quality improvement. *Int J Gynaecol Obstet*. 2012 Jan; 116(1):17–21. <https://doi.org/10.1016/j.ijgo.2011.08.010> PMID: 22040863
26. Thaddeus S, Maine D. Too far to walk: maternal mortality in context. *Soc Sci Med* 1982. 1994 Apr; 38(8):1091–110.
27. Srofenyoh EK, Kassebaum NJ, Goodman DM, Olufolabi AJ, Owen MD. Measuring the impact of a quality improvement collaboration to decrease maternal mortality in a Ghanaian regional hospital. *Int J Gynaecol Obstet*. 2016 Aug; 134(2):181–5. <https://doi.org/10.1016/j.ijgo.2015.11.026> PMID: 27177512
28. Eliezer Yudkowsky. *Harry Potter and the Methods of Rationality* [Internet]. Self-published; [cited 2016 Nov 18]. Available from: <http://hpmor.com>
29. Kybele, Inc. [Internet]. Kybele, Inc. [cited 2016 Apr 30]. Available from: <http://www.kybeleworldwide.org/>
30. United States Department of Labor, Bureau of Labor Statistics. Occupational Employment Statistics [Internet]. 2014. Available from: http://www.bls.gov/oes/current/oes_nat.htm#29-0000
31. Fox-Rushby JA, Hanson K. Calculating and presenting disability adjusted life years (DALYs) in cost-effectiveness analysis. *Health Policy Plan*. 2001 Sep; 16(3):326–31. PMID: 11527874
32. GBD 2013 Risk Factors Collaborators, Forouzanfar MH, Alexander L, Anderson HR, Bachman VF, Biryukov S, et al. Global, regional, and national comparative risk assessment of 79 behavioural, environmental and occupational, and metabolic risks or clusters of risks in 188 countries, 1990–2013: a

- systematic analysis for the Global Burden of Disease Study 2013. *Lancet*. 2015 Dec 5; 386 (10010):2287–323. [https://doi.org/10.1016/S0140-6736\(15\)00128-2](https://doi.org/10.1016/S0140-6736(15)00128-2) PMID: 26364544
33. WHO | Metrics: Disability-Adjusted Life Year (DALY) [Internet]. WHO. [cited 2015 Oct 23]. Available from: http://www.who.int/healthinfo/global_burden_disease/metrics_daly/en/
 34. Murray CJL, Ezzati M, Flaxman AD, Lim S, Lozano R, Michaud C, et al. GBD 2010: design, definitions, and metrics. *Lancet*. 2012 Dec 15; 380(9859):2063–6. [https://doi.org/10.1016/S0140-6736\(12\)61899-6](https://doi.org/10.1016/S0140-6736(12)61899-6) PMID: 23245602
 35. Susan Horton, Carol Levin. Reproductive, Maternal, Newborn, and Child Health. In: *Disease Control Priorities* [Internet]. Third. [cited 2016 Oct 25]. p. 338. Available from: <http://dcp-3.org>
 36. Global Health Observatory Data Repository [Internet]. WHO. [cited 2015 Oct 23]. Available from: <http://apps.who.int/gho/data/view.main.60630?lang=en>
 37. Storeng KT, Baggaley RF, Ganaba R, Ouattara F, Akoum MS, Filippi V. Paying the price: the cost and consequences of emergency obstetric care in Burkina Faso. *Soc Sci Med* 1982. 2008 Feb; 66(3):545–57.
 38. Donnay F. Maternal survival in developing countries: what has been done, what can be achieved in the next decade. *Int J Gynaecol Obstet*. 2000 Jul; 70(1):89–97. PMID: 10884537
 39. Requejo J, Bryce J. Countdown to 2015: Decade Report (2000–2010) Taking stock of maternal, newborn and child survival [Internet]. Geneva, Switzerland: World Health Organization; 2010 [cited 2015 Aug 2]. Available from: <http://www.countdown2015mnch.org/reports-and-articles/previous-reports/2010-decade-report>
 40. Foster S, Bryant M. A Framework for Estimating Benefits of Investing in Maternal, Newborn, and Child Health [Internet]. Geneva, Switzerland: Partnership for Maternal, Newborn, and Child Health; 2013 Feb [cited 2015 Aug 2]. Available from: http://www.who.int/pmnch/topics/economics/201303_econ_benefits_framework.pdf
 41. Filippi V, Ronsmans C, Campbell OMR, Graham WJ, Mills A, Borghi J, et al. Maternal health in poor countries: the broader context and a call for action. *Lancet*. 2006 Oct 28; 368(9546):1535–41. [https://doi.org/10.1016/S0140-6736\(06\)69384-7](https://doi.org/10.1016/S0140-6736(06)69384-7) PMID: 17071287
 42. Koblinsky M, Chowdhury ME, Moran A, Ronsmans C. Maternal morbidity and disability and their consequences: neglected agenda in maternal health. *J Health Popul Nutr*. 2012 Jun; 30(2):124–30. PMID: 22838155
 43. Salomon JA, Haagsma JA, Davis A, de Noordhout CM, Polinder S, Havelaar AH, et al. Disability weights for the Global Burden of Disease 2013 study. *Lancet Glob Health*. 2015 Nov; 3(11):e712–23. [https://doi.org/10.1016/S2214-109X\(15\)00069-8](https://doi.org/10.1016/S2214-109X(15)00069-8) PMID: 26475018
 44. WHO | Global Health Estimates [Internet]. WHO. [cited 2015 Nov 5]. Available from: http://www.who.int/healthinfo/global_burden_disease/en/
 45. Phillips J, Millum J. Valuing Stillbirths. *Bioethics*. 2015 Jul; 29(6):413–23. <https://doi.org/10.1111/bioe.12120> PMID: 25395144
 46. Kuznik A, Habib AG, Manabe YC, Lamorde M. Estimating the Public Health Burden Associated With Adverse Pregnancy Outcomes Resulting From Syphilis Infection Across 43 Countries in Sub-Saharan Africa. *Sex Transm Dis*. 2015 Jul; 42(7):369–75. <https://doi.org/10.1097/OLQ.0000000000000291> PMID: 26222749
 47. WHO | WHO-CHOICE [Internet]. WHO. [cited 2016 May 1]. Available from: <http://www.who.int/choice/cost-effectiveness/en/>
 48. Evans DB, Edejer TT-T, Adam T, Lim SS. Methods to assess the costs and health effects of interventions for improving health in developing countries. *BMJ*. 2005 Nov 12; 331(7525):1137–40. <https://doi.org/10.1136/bmj.331.7525.1137> PMID: 16282411
 49. Hu D, Bertozzi SM, Gakidou E, Sweet S, Goldie SJ. The costs, benefits, and cost-effectiveness of interventions to reduce maternal morbidity and mortality in Mexico. *PLoS One*. 2007; 2(8):e750. <https://doi.org/10.1371/journal.pone.0000750> PMID: 17710149
 50. Gross Domestic Product per capita [Internet]. Available from: <http://data.worldbank.org/indicator/NY.GDP.PCAP.PP.CD>
 51. Kassebaum NJ, Bertozzi-Villa A, Coggeshall MS, Shackelford KA, Steiner C, Heuton KR, et al. Global, regional, and national levels and causes of maternal mortality during 1990–2013: a systematic analysis for the Global Burden of Disease Study 2013. *Lancet*. 2014 Sep 13; 384(9947):980–1004. [https://doi.org/10.1016/S0140-6736\(14\)60696-6](https://doi.org/10.1016/S0140-6736(14)60696-6) PMID: 24797575
 52. Adu-Bonsaffoh K, Oppong SA, Samuel OA, Binlinla G, Obed SA, Samuel OA. Maternal deaths attributable to hypertensive disorders in a tertiary hospital in Ghana. *Int J Gynaecol Obstet*. 2013 Nov; 123 (2):110–3. <https://doi.org/10.1016/j.ijgo.2013.05.017> PMID: 23969337

53. Lee QY, Odoi AT, Opare-Addo H, Dassah ET. Maternal mortality in Ghana: a hospital-based review. *Acta Obstet Gynecol Scand*. 2012 Jan; 91(1):87–92. <https://doi.org/10.1111/j.1600-0412.2011.01249.x> PMID: [21793813](https://pubmed.ncbi.nlm.nih.gov/21793813/)
54. Husereau D, Drummond M, Petrou S, Carswell C, Moher D, Greenberg D, et al. Consolidated Health Economic Evaluation Reporting Standards (CHEERS) statement. *BJOG Int J Obstet Gynaecol*. 2013 May; 120(6):765–70.